



RANGEBOOSTER 2.0 TUNABLE ANTENNA



CAUTION: ELECTROCUTION HAZARD

IMPORTANT: READ BEFORE INSTALLATION

Site Selection

Select a safe site to install the antenna.

The distance between any power lines and the installation site should be at least one and one-half times the height of the antenna and mast assembly. Make the distance even greater, if at all possible. Since all overhead power lines look somewhat alike, consider them all dangerous and stay well away from them. If you have power lines in the area, call your local electric utility for assistance.

Antenna Mounting

NEVER work alone; always have someone near who can summon help.

Certain clothing may provide a degree of safety, but don't depend on it for your life (rubber boots or shoes, industrial gloves and a long sleeve shirt or jacket).

Check weather conditions. Be sure that it hasn't rained recently and that the lawn is not wet or muddy. Make sure that rain or thunderstorms are not predicted for the day you decide to install the antenna.

The wind can blow the antenna into a nearby power line. DO NOT install or remove antennas in moderate or heavy winds.

If you need to use a ladder, make sure it is made of non-conductive (non-metallic) material. (This is a safety rule that you should follow whenever you're working with electrical equipment.)

If possible, have someone present who has been trained in electric shock first aid.

Rooftop Installations

DO NOT assume that just because you're on a roof, you are isolated from ground. You may still be electrocuted or fall off the roof.

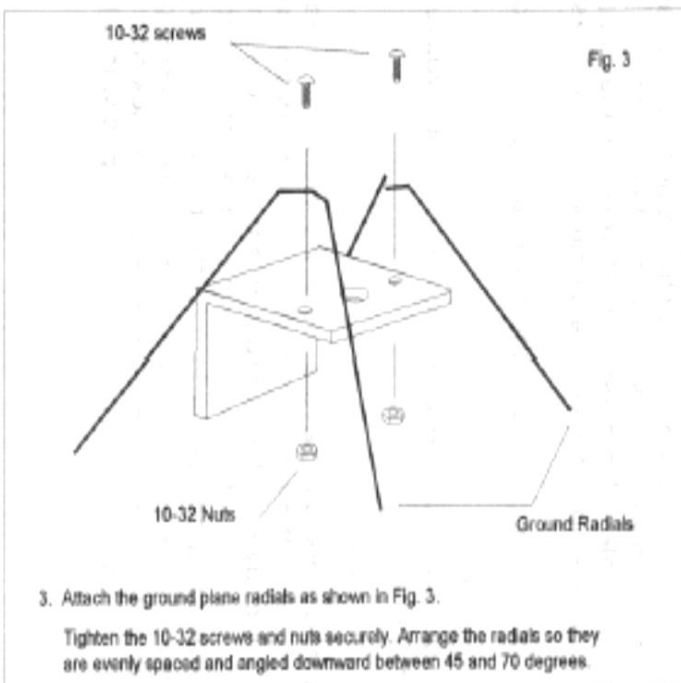
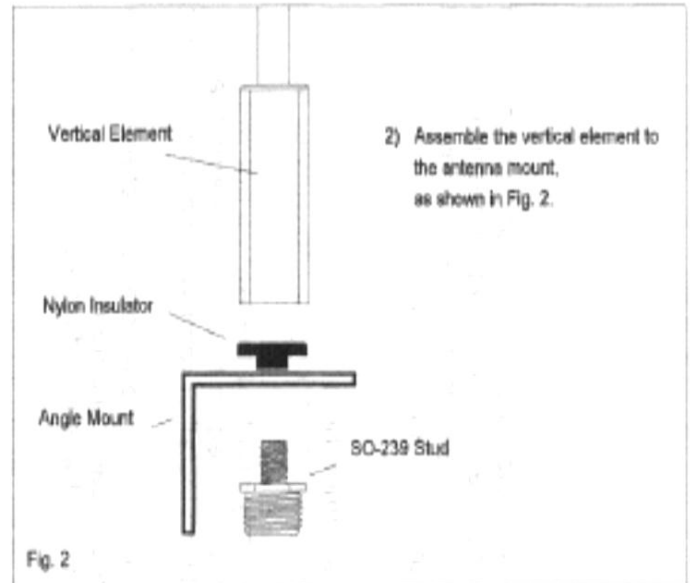
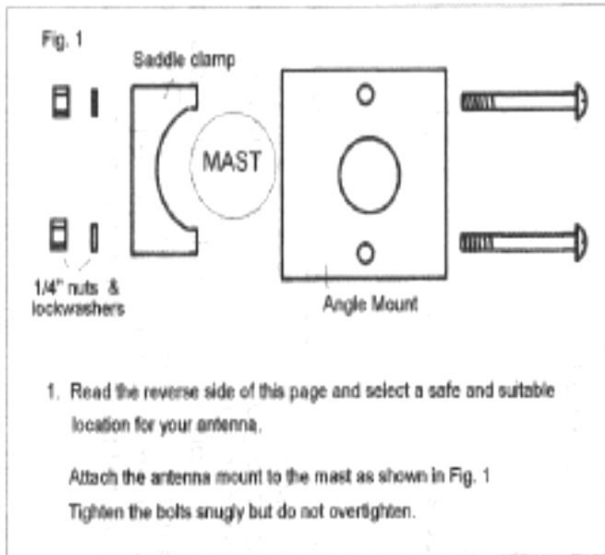
Emergency Aid For Shock

It is advisable to work with several other people when installing or removing an antenna. One person should stand aside to direct the effort and watch for signs of trouble. If someone does receive a shock, DO NOT touch the victim while his body is still in contact with the electricity. Instead, pry or pull him away from the source of electricity with a length of dry wood, rope, a blanket, or another non-metallic object.

If breathing has stopped, use mouth-to-mouth resuscitation until a doctor or ambulance arrives and relieves you. If the heart has stopped, closed-chest cardiac massage must be done simultaneously. The ambulance should be informed when called that an electric shock has occurred; it can bring proper equipment such as an intensive care or cardiac care mobile unit equipped with a heart defibrillator and carrying trained personnel.

CAUTION: ELECTROCUTION HAZARD

Please Read The Reverse Side Of This Page Before Installation



- 4) Install quality 50 ohm coax cable and set the antenna's initial length using the chart below. Check SWR with a meter designed for use on the 87-108 Mhz frequency band.
- Fine tune the antenna by making slight length adjustments and rechecking SWR until the lowest reading is obtained.

INITIAL LENGTH SETTINGS	
108 Mhz26"
104 Mhz27"
100 Mhz28"
97 Mhz29"
94 Mhz29.875'
90 Mhz30.875'
88 Mhz31.875'

See following page for fine tuning conversion calculations

